
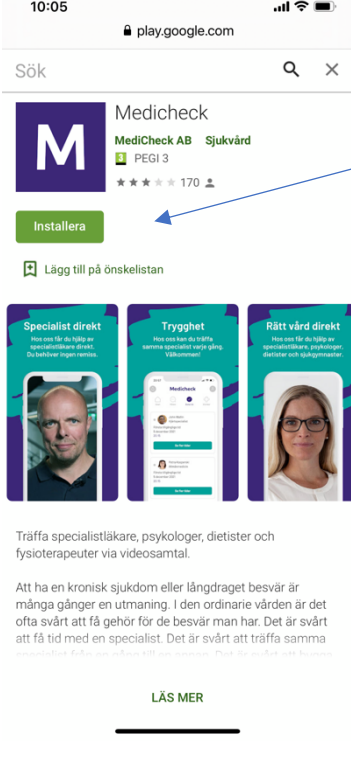




# Medicheck

## Download and install the app Medicheck

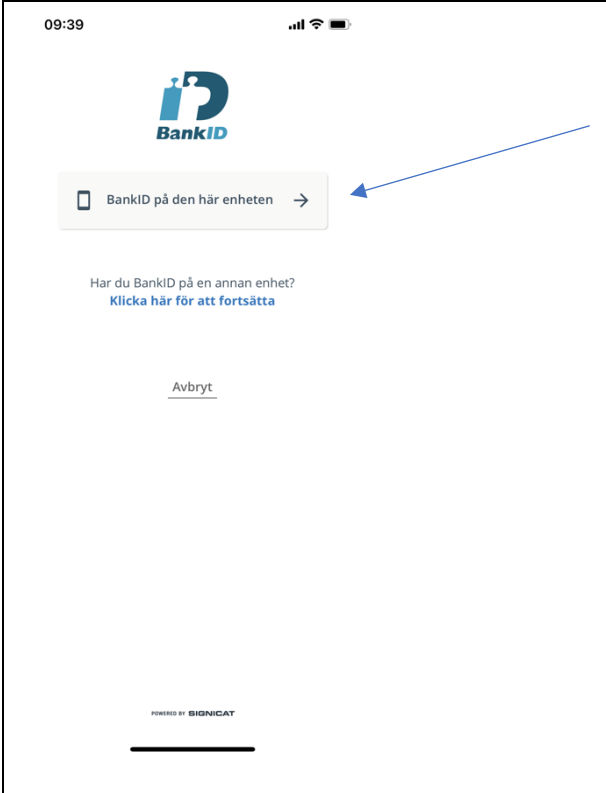

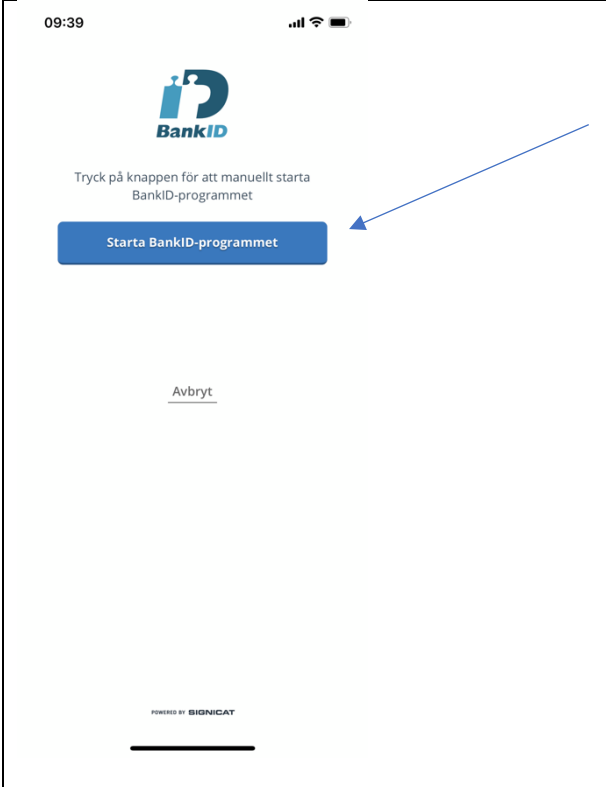

	<p>1</p> <p>Download and install Medicheck from App Store.</p> <p>App Store <a href="https://medicheck.onelink.me/Y4eP">https://medicheck.onelink.me/Y4eP</a></p>
	<p>1</p> <p>Or from Google Play if you are an Android user.</p> <p>Google Play <a href="https://medicheck.onelink.me/Y4eP">https://medicheck.onelink.me/Y4eP</a></p>

# Medicheck

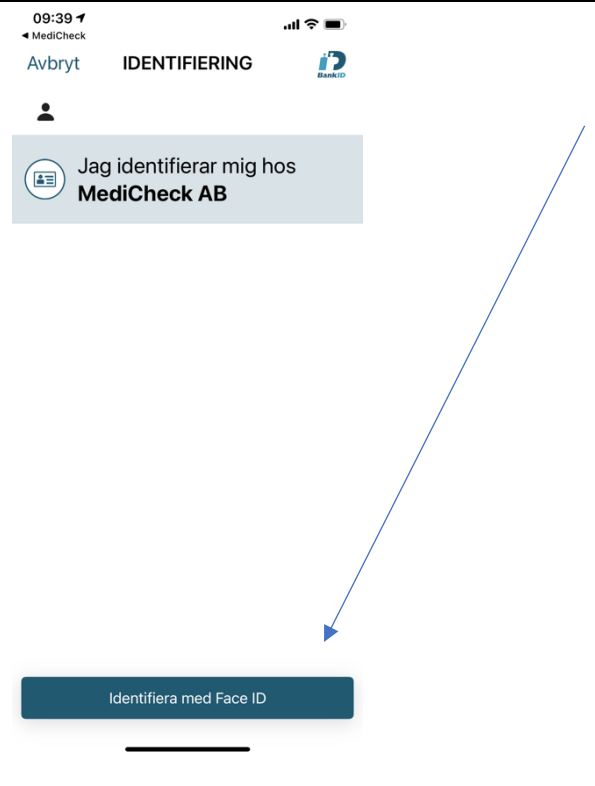
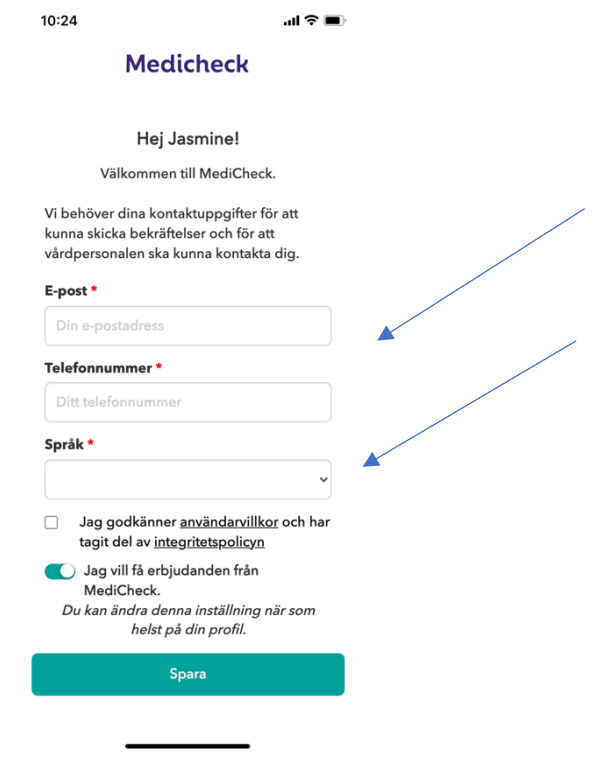
## Book and meet your specialist doctor

 <p>09:39</p> <p>App Store SchoolSoft Hälsa <b>MediCheck</b></p> <p>Google Maps Klocka Bilder Kamera</p> <p>Meddelanden Kalendar Anteckningar Kalkylator</p> <p>Spotify Facebook LinkedIn Inställningar</p> <p>Analytics SMHI väder Jobb Ekonomi</p> <p>Dropbox Röstmemon BankID Wallet</p>	<p><b>2</b></p> <p>Launch the <b>Medicheck</b> app.</p>
 <p>09:39</p> <h2>Medicheck</h2> <p>Logga in med ditt BankID och se vilka specialister som är tillgängliga.</p> <p><b>BankID</b></p> <p>Se driftinformation på <a href="https://MediCheck.se">MediCheck.se</a> Mer information om BankID.</p> <p>Version: 4.8.6</p>	<p><b>3</b></p> <p>Tap on <b>BankID</b>.</p>

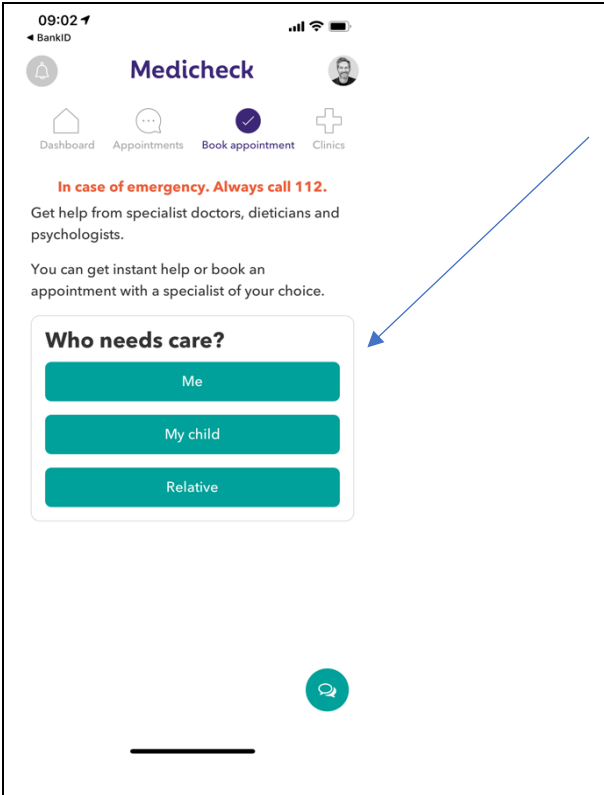
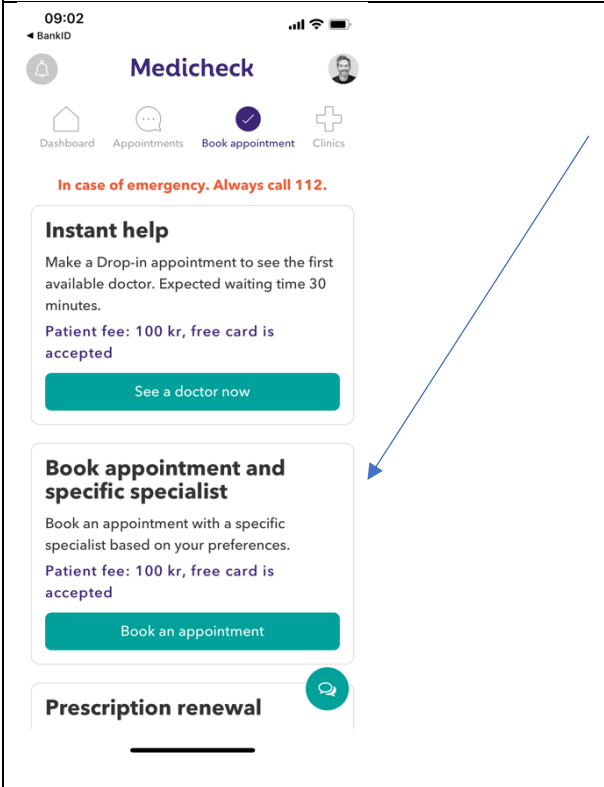
# Medicheck

 <p>09:39</p> <p></p> <p>BankID på den här enheten →</p> <p>Har du BankID på en annan enhet? <a href="#">Klicka här för att fortsätta</a></p> <p><a href="#">Avbryt</a></p> <p>POWERED BY SIGNICAT</p>	<p><b>4</b></p> <p>Tap on <b>BankID på den här enheten</b>.</p>
 <p>09:39</p> <p></p> <p>Tryck på knappen för att manuellt starta BankID-programmet</p> <p>Starta BankID-programmet</p> <p><a href="#">Avbryt</a></p> <p>POWERED BY SIGNICAT</p>	<p><b>5</b></p> <p>Tap on <b>Starta BankID-programmet</b>.</p>

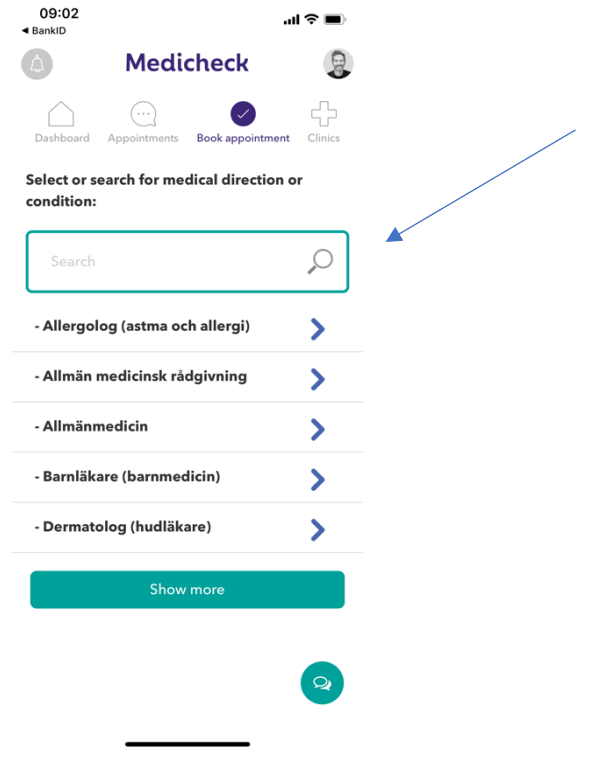
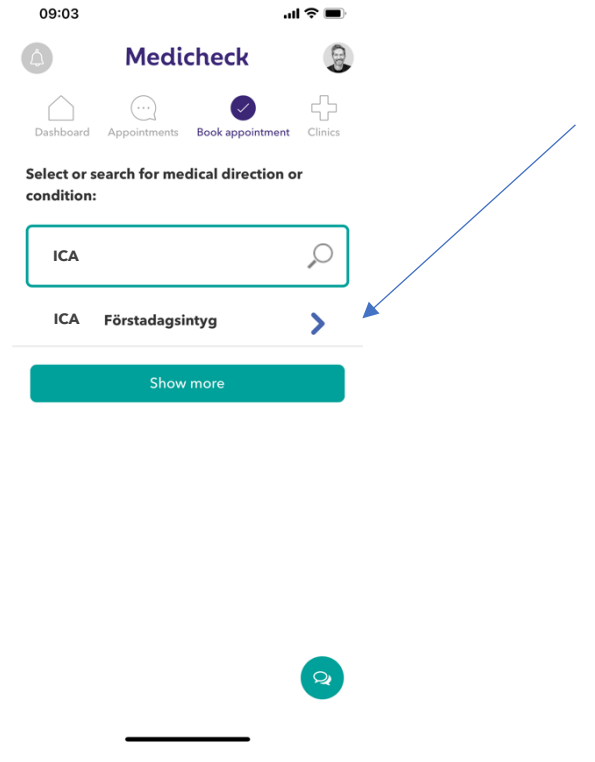
# Medicheck

 <p>09:39 ◀ MediCheck Avbryt IDENTIFIERING iD Jag identifierar mig hos MediCheck AB Identifiera med Face ID</p>	<p><b>6</b></p> <p>Identify yourself with FaceID or code.</p>
 <p>10:24 Medicheck Hej Jasmine! Välkommen till MediCheck. Vi behöver dina kontaktuppgifter för att kunna skicka bekräftelser och för att vårdpersonalen ska kunna kontakta dig. E-post * Din e-postadress Telefonnummer * Ditt telefonnummer Språk * Jag godkänner <a href="#">användarvillkor</a> och har tagit del av <a href="#">integritetspolicy</a> Jag vill få erbjudanden från MediCheck. Du kan ändra denna inställning när som helst på din profil. Spara</p>	<p><b>7</b></p> <p>Enter the following information:</p> <ul style="list-style-type: none"><li>• Your email address</li><li>• Your mobile phone number</li></ul> <p>Choose app language at <b>Språk</b>.</p> <p>Tick the box for accepting the terms and conditions.</p> <p>Tap on <b>Spara</b>.</p>

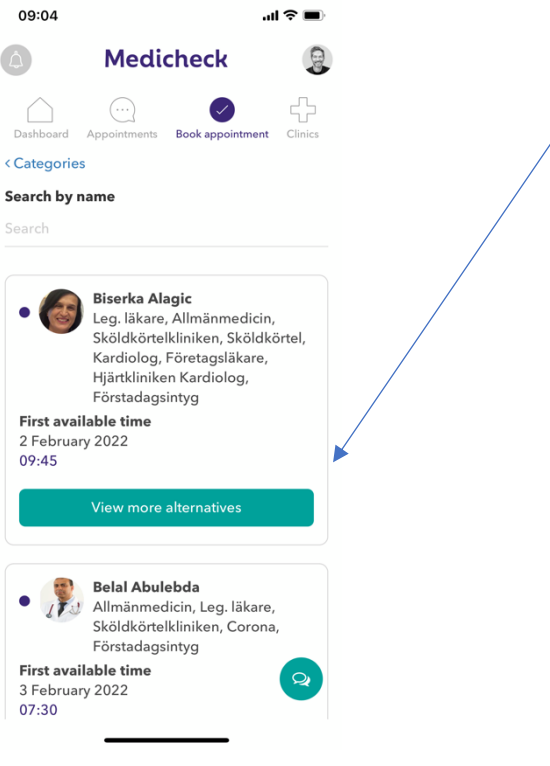

# Medicheck

 <p>09:02 BankID</p> <p><b>Medicheck</b></p> <p>Dashboard Appointments <b>Book appointment</b> Clinics</p> <p><b>In case of emergency. Always call 112.</b> Get help from specialist doctors, dieticians and psychologists. You can get instant help or book an appointment with a specialist of your choice.</p> <p><b>Who needs care?</b></p> <p>Me My child Relative</p> <p>Chat icon</p>	<p><b>8</b></p> <p>Tap on <b>Me</b>.</p>
 <p>09:02 BankID</p> <p><b>Medicheck</b></p> <p>Dashboard Appointments <b>Book appointment</b> Clinics</p> <p><b>In case of emergency. Always call 112.</b></p> <p><b>Instant help</b> Make a Drop-in appointment to see the first available doctor. Expected waiting time 30 minutes. Patient fee: 100 kr, free card is accepted</p> <p>See a doctor now</p> <p><b>Book appointment and specific specialist</b> Book an appointment with a specific specialist based on your preferences. Patient fee: 100 kr, free card is accepted</p> <p>Book an appointment</p> <p>Prescription renewal</p> <p>Chat icon</p>	<p><b>9</b></p> <p>Tap on <b>Book an appointment</b>.</p>


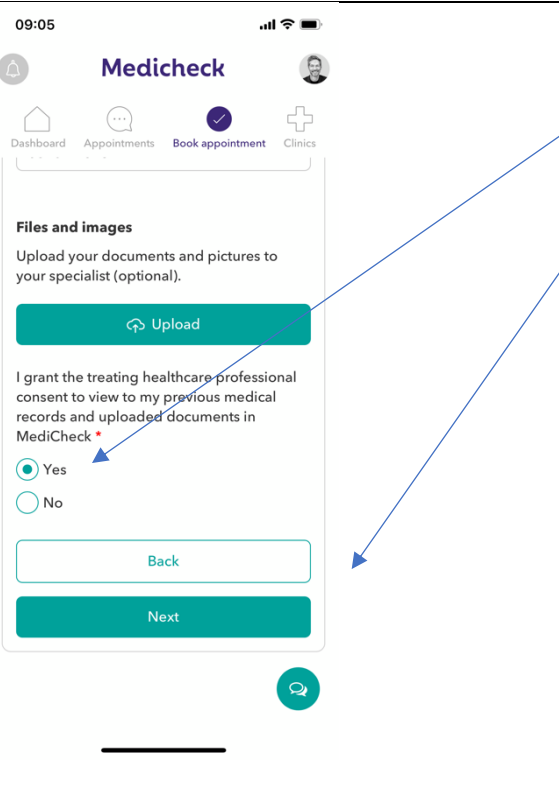
# Medicheck

 <p>09:02 ← BankID</p> <p><b>Medicheck</b></p> <p>Dashboard Appointments Book appointment Clinics</p> <p>Select or search for medical direction or condition:</p> <p>Search</p> <ul style="list-style-type: none"><li>- Allergolog (astma och allergi)</li><li>- Allmän medicinsk rådgivning</li><li>- Allmänmedicin</li><li>- Barnläkare (barnmedicin)</li><li>- Dermatolog (hudläkare)</li></ul> <p>Show more</p>	<p><b>10</b></p> <p>Search for your employer/company.</p> <p><i>Example: ICA</i></p>
 <p>09:03</p> <p><b>Medicheck</b></p> <p>Dashboard Appointments Book appointment Clinics</p> <p>Select or search for medical direction or condition:</p> <p>ICA</p> <p>ICA Förstadagsintyg</p> <p>Show more</p>	<p><b>11</b></p> <p>Tap on your:</p> <p>Company's name - Förstadagsintyg.</p>

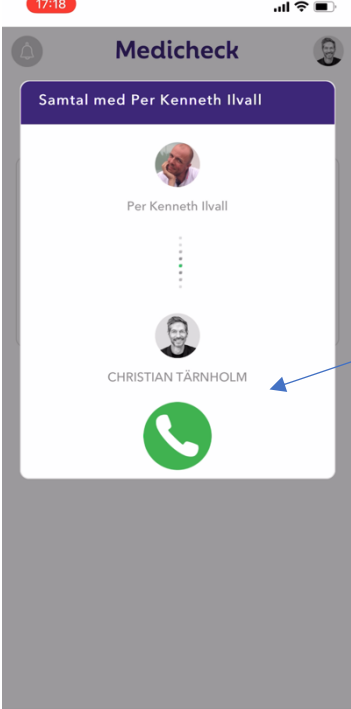
# Medicheck

 <p>09:04</p> <p>Medicheck</p> <p>Dashboard Appointments Book appointment Clinics</p> <p>&lt; Categories</p> <p>Search by name</p> <p>Search</p> <p><b>Biserka Alagic</b> Leg. läkare, Allmänmedicin, Sköldkörtelkliniken, Sköldkörtel, Kardiolog, Företagsläkare, Hjärtkliniken Kardiolog, Förstadsagsintyg</p> <p><b>First available time</b> 2 February 2022 09:45</p> <p>View more alternatives</p> <p><b>Belal Abulebda</b> Allmänmedicin, Leg. läkare, Sköldkörtelkliniken, Corona, Förstadsagsintyg</p> <p><b>First available time</b> 3 February 2022 07:30</p>	<p><b>12</b></p> <p>Tap on <b>View more alternatives</b> for the doctor you aim to meet.</p>																						
 <p>09:04</p> <p>Medicheck</p> <p>Dashboard Appointments Book appointment Clinics</p> <p>Choose date and time</p> <p>2 February, 2022</p> <table border="1"><tr><td>09:45</td><td>10:15</td></tr><tr><td>10:30</td><td>10:45</td></tr><tr><td>11:00</td><td>11:15</td></tr><tr><td>11:30</td><td>11:45</td></tr><tr><td>12:00</td><td>12:15</td></tr><tr><td>12:30</td><td>12:45</td></tr><tr><td>13:15</td><td>13:30</td></tr><tr><td>13:45</td><td>14:00</td></tr><tr><td>14:15</td><td>14:30</td></tr><tr><td>14:45</td><td>15:45</td></tr><tr><td>16:30</td><td>17:30</td></tr></table>	09:45	10:15	10:30	10:45	11:00	11:15	11:30	11:45	12:00	12:15	12:30	12:45	13:15	13:30	13:45	14:00	14:15	14:30	14:45	15:45	16:30	17:30	<p><b>13</b></p> <p>Scroll down and tap on a <b>time</b> suitable for you.</p>
09:45	10:15																						
10:30	10:45																						
11:00	11:15																						
11:30	11:45																						
12:00	12:15																						
12:30	12:45																						
13:15	13:30																						
13:45	14:00																						
14:15	14:30																						
14:45	15:45																						
16:30	17:30																						



# Medicheck

 <p>09:05</p> <p>Medicheck</p> <p>Dashboard Appointments <b>Book appointment</b> Clinics</p> <p>User profile Health profile Case information Payment Confirmation</p> <p>Vilka symtom har du? *</p> <p>På vilket företag jobbar du? *</p> <p>På vilket telefonnummer kan specialisten nå dig om bild/ljud inte fungerar? *</p> <p>Files and images</p>	<p><b>14</b></p> <p>Enter information.</p> <p>Your symptoms.</p> <p>Your company.</p> <p>Your mobile phone number.</p>
 <p>09:05</p> <p>Medicheck</p> <p>Dashboard Appointments <b>Book appointment</b> Clinics</p> <p>Files and images</p> <p>Upload your documents and pictures to your specialist (optional).</p> <p>Upload</p> <p>I grant the treating healthcare professional consent to view to my previous medical records and uploaded documents in MediCheck *</p> <p><input checked="" type="radio"/> Yes <input type="radio"/> No</p> <p>Back</p> <p>Next</p>	<p><b>15</b></p> <p>Select <b>Yes</b> to give consent for the doctor to view your health record history at Medicheck.</p> <p>Tap on <b>Next</b>.</p>

# Medicheck

	<p><b>16</b></p> <p>Your meeting is booked.</p> <p>Make sure to be logged in the app at your appointment time.</p> <p>Your specialist will connect the video call at the time you selected.</p>
 <p>The screenshot shows the Medicheck app interface. At the top, it says 'Medicheck' and 'Samtal med Per Kenneth Ilvall'. Below this, there are two circular profile pictures: the top one is for Per Kenneth Ilvall, and the bottom one is for CHRISTIAN TÄRNHOLM. A green call button is visible at the bottom of the call interface. A blue arrow points from the text in step 17 to this green button.</p>	<p><b>17</b></p> <p><b>Video call with your specialist</b></p> <p>Make sure to be logged in the app at your appointment time. (See step 2-6 if you need guidance)</p> <p>Tap on the <b>green button</b> to accept the video call.</p>

# Medicheck

	<p><b>18</b></p> <p>Tap on <b>OK</b> to use the microphone.</p>
	<p><b>19</b></p> <p>Tap on <b>OK</b> to use the camera.</p> <p>Good luck with your appointment.</p>